

# Supporting SEND



## Worried your child may be struggling?


### Step 1



#### Talk

- Check in with the class teacher, they know your child best.
- Ask for a telephone appointment with the teacher.
- Email your query: [admin@moulton.suffolk.sch.uk](mailto:admin@moulton.suffolk.sch.uk)

### Step 2



#### Look

- The teacher will make observations and assessments.
- The teacher and the SENCO will talk through the findings.
- The teacher will teach to the gaps and review after a term.

### Step 3



#### Try

- Reasonable adjustments may be made in class.
- Your child may be enrolled in to an intervention group.
- An online intervention programme may be set up.

## Worried your child may have SEND?

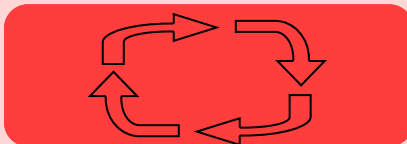
### Step 4



#### Identify Special Educational Need

- In-school screenings may be done to look for specific difficulties.
- Referral to health professionals may be made with parents.
- SENCO may seek advice from an outside agency.


### Step 5



#### Assess-Plan-Do-Review

- Parents, teacher and child will set up a written plan.
- The SENCO will advise on the contents of the plan.
- Plan reviewed half-terminly by all to ensure good progress or better.

## Significant, Long-Term SEND



#### Request an EHCP

- Repeat steps 4 and 5 twice, building evidence.
- Actively work with multiple specialists on specific strategies.
- Place a referral for an Education, Health and Care Plan.