



# Year 1 Learning Update 15.05.2026



## What we've been learning this week:

<p><b>Phonics</b></p> 	<p>Phonics screening check revision          /igh/ i in tiger          /ai/ a in paper          /oa/ ow in snow          /yoo/ u in unicorn</p> <p>Alien Words – uct waib joil splue stret meve</p>
<p><b>English</b></p>	<p>Writing individual 'Lost and Found' stories          Non-fiction texts: Transport: Trains          Trucks and motorhomes          Writing sentences from adult dictation</p>
<p><b>Maths</b></p>	<p><b>Fractions:</b> Recognise a quarter of a quantity          Find a quarter of a quantity:          Sharing into four equal groups          Finding half of a half          Reasoning and problem solving          Mini assessment</p>
<p><b>Topic</b></p>	<p>Travelling around the world: The seven continents          Using an Atlas to find out about our world          Inventing transport for the future</p>
<p><b>Science</b></p>	<p>Materials: Describing and listing the properties of different materials.          Are they smooth/ rough? Hard/ soft? Flexible/ rigid? Transparent/          opaque? Heavy/ light? Etc.</p> <p>Materials: Glass for windows and wood or plastic for furniture.</p>
<p><b>Art</b></p>	<p>We looked at the work of the artist Wassily Kandinsky. We talked about the shapes we could see. We made our own circles painting using watercolour paints.</p> <p>We evaluated our paintings</p>
<p><b>Certificates</b></p> 	<p>WOW (Writer of the Week) – Isabelle Keegan          Star of the Week – Evie M, Florence and Isabelle Killick</p>
<p><b>Other</b></p>	<p>Dates for the diary:          Tuesday 19<sup>th</sup> May - Class photo          Thursday 21<sup>st</sup> May - Reading Cafe</p>

Friday 22<sup>nd</sup> May - Last day of this half-term  
Monday 1st June - Return to school  
Week commencing 8<sup>th</sup> June – Phonics screening check  
Thursday 11<sup>th</sup> June- Mountfitchet Castle trip (during the school day)  
Wednesday 17<sup>th</sup> June - Sports Day  
Thursday 18<sup>th</sup> June - Marvellous Men pop-up shop

Homework:

\*optional\* Maths: 1 more and 1 less



Have a lovely weekend,  
Mrs Brandon and the Year 1 team



# Your child's reading journey

## Year 1 Phonics Screening Check

Your child has now learned most of the Year 1 phonics in *Little Wandle Letters and Sounds Revised* and will soon be preparing for the nationally required Phonics Screening Check, which will take place in June.

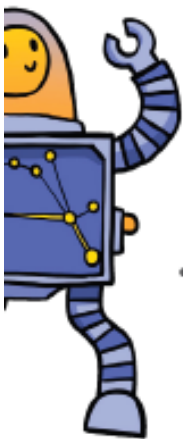


### What is the Phonics Screening Check?

- The Phonics Screening Check is a quick check of your child's decoding skills.
- Your child will be asked to read 40 words – 20 are real words, 20 are known as 'alien words' (made-up words).

### Why do the children read 'alien words'?

- Reading alien words checks children's decoding skills and knowledge of graphemes in a fair way – it mirrors what the children have to do when they read a word that they have not read before.
- Your child will not have seen the alien words before. They will have to use their knowledge of letters and sounds to work out how to read them.



### How does the check work?

- Your child will be asked to read 40 words independently.
- The check has been designed to not put your child under stress. It will be carried out by a member of staff who knows your child well.
- It should only take a few minutes to complete, but there is no time limit.

### Do I need to do anything to further support my child?

- Continue to listen to your child read their phonics books and read to them daily.
- Your child's teacher will let you know if any additional practice is needed.
- Always ask if you need any further support!

### All for the love of reading

- Teaching children the skills of reading will increase their will to read. Children who love reading, choose to read.
- Reading develops children's vocabulary, understanding of the world and empathy.
- A love of reading is the biggest indicator of future academic success! To develop a love of reading, children must have the skills to read, which is why we teach them using phonics.

